

ANNEX IV

Periodic disclosure for the financial products referred to in Article 8, paragraphs 1, 2 and 2a, of Regulation (EU) 2019/2088 and Article 6, first paragraph, of Regulation (EU) 2020/852

Product name: HSBC US Dollar Liquidity Fund

Legal entity identifier: 2138003LGUAH7HJRAX59

Environmental and/or social characteristics

Did this financial product have a sustainable investment objective?

☒ ☐ **Yes**

☐ It made **sustainable investments with an environmental objective:** ____%

- ☐ in economic activities that qualify as environmentally sustainable under the EU Taxonomy
- ☐ in economic activities that do not qualify as environmentally sustainable under the EU Taxonomy

☐ It made **sustainable investments with a social objective:** ____%

☒ ☐ **No**

☐ It **promoted Environmental/Social (E/S) characteristics** and while it did not have as its objective a sustainable investment, it had a proportion of ____% of sustainable investments

- ☐ with an environmental objective in economic activities that qualify as environmentally sustainable under the EU Taxonomy
- ☐ with an environmental objective in economic activities that do not qualify as environmentally sustainable under the EU Taxonomy
- ☐ with a social objective

☒ It promoted E/S characteristics, but **did not make any sustainable investments**

To what extent were the environmental and/or social characteristics promoted by this financial product met?

During the financial year ended 30 April 2025 (the Reference period) the Fund promoted¹ the following environmental and/or social characteristics:

1. The Fund identified and analysed issuers' environmental characteristics including, but not limited to, physical risks of climate change and human capital management during the Reference period.

¹ With effect from 24 April 2024, the Fund was reclassified such that it now promotes environmental and/or social characteristics in accordance with Article 8 of the Sustainable Finance Disclosure Regulation (SFDR).

2. The Fund considered responsible business practices in accordance with United Nations Global Compact (UNGC) Principles during the Reference period. Where instances of potential violations of UNGC principles were identified, issuers were subject to proprietary ESG due diligence checks to determine their suitability for inclusion in the Fund's portfolio and, if deemed unsuitable, were excluded.
3. The Fund excluded investment in issuers carrying out business activities that were deemed harmful to certain environmental or social characteristics. This meant, the Fund did not invest in issuers with specified involvement in excluded activities covered by HSBC Asset Management's (HSBC) Responsible Investment Policy (Excluded Activities) during the Reference period. Excluded Activities include **Banned Weapons, Controversial Weapons, Thermal Coal 1 (Expanders), Thermal Coal 2 (Revenue threshold), Arctic Oil & Gas, Oil Sands, Shale Oil, Tobacco and non-compliance with United Nations Global Compact (UNGC) Principles**. More details on HSBC's Responsible Investment Policy and the Excluded Activities are available at: www.assetmanagement.hsbc.com/about-us/responsible-investing.

The above Excluded Activities were effective from the reclassification date of 24 April 2024. Prior to this date, the Fund excluded issuers who (1) were responsible for the production of tobacco and controversial weapons and (2) derived material revenue (generally greater than 10%) from certain sectors such as thermal coal extraction. In addition, the Fund screened out issuers responsible for the production of nuclear armaments.

● *How did the sustainability indicators perform?*

The primary sustainability indicator used to measure the attainment of the environmental and social characteristics promoted by the Fund is the Fund's ESG score relative to the median average ESG score of the investable universe using MSCI Industry Adjusted (IA) score. More specifically, the Fund's ESG score is shown compared to the scores of the A-1/P-1/F-1² rated investable universe of Short-term Money Market Funds (the Investable Universe).

The ESG score, which ranges from 0 to 10, is a measure of an investment's risk exposure to issues arising from environmental, social and governance factors. The higher the Fund's ESG score is, the less exposed it is to risks related to environmental, social and governance factors and the higher its ESG credentials are.

During the Reference period, the Fund's ESG score was greater than the Investable Universe's ESG score, as shown in Table 1 below.

The Fund also considered individual Principal Adverse Impacts (PAIs), more specifically PAI 10 and PAI 14 (please refer to the Table 1 below for their description). The data used in the calculation of PAI values are sourced from data vendors. They can be based on issuer disclosures or estimated by the data vendors in the absence of issuer reports. Please note that it is not always possible to guarantee the accuracy, timeliness or completeness of data provided by third-party vendors.

During the Reference period, the Fund had no exposure to PAI 10 and PAI 14, as shown in Table 1 below.

² A-1, P-1 and F-1 are credit ratings granted by the rating agencies Standard & Poor's, Moody's and Fitch.

Table 1

Indicator	Fund	Investable Universe
ESG Score	6.3	5.2
PAI 10. Violations of UN Global Compact principles and Organisation for Economic Cooperation and Development (OECD) Guidelines for Multinational Enterprises	0.00%	1.52%
PAI 14. Exposure to controversial weapons (anti-personnel mines, cluster munitions, chemical weapons and biological weapons)	0.00%	1.12%

Source: HSBC Asset Management - Data as at 30 April 2025.

At the end of the Reference period, 99.70% of the Fund's assets were held in investments which promoted positive environmental and/or social characteristics.

During the Reference period, the Fund did consider responsible business practices in accordance with United Nations Global Compact (UNGC) principles and Organisation for Economic Cooperation and Development (OECD) Guidelines for Multinational Enterprises and complied with the exclusions covered by HSBC Asset Management's (HSBC) Responsible Investment Policy.

● *...and compared to previous periods?*

Table 2

Indicator	Period ending	Fund	Investable Universe
ESG Score	30 April 2025	6.3	5.2
	30 April 2024	5.9	5.7
PAI 10. Violations of UN Global Compact principles and Organisation for Economic Cooperation and Development (OECD) Guidelines for Multinational Enterprises	30 April 2025	0.00%	1.52%
	30 April 2024	0.00%	1.67%
PAI 14. Exposure to controversial weapons (anti-personnel mines, cluster	30 April 2025	0.00%	1.12%
	30 April 2024	0.00%	1.37%

munitions, chemical weapons and biological weapons)			
---	--	--	--

Source: HSBC Asset Management - Data as at 30 April 2025.

At the end of the Reference period, 99.70% of the Fund's assets were held in investments which promoted positive environmental and/or social characteristics. In comparison, at the end of April 2024, 95.42% of the Fund's assets were held in investments which promoted positive environmental and/or social characteristics. The Fund had no sustainable investments.

● ***What were the objectives of the sustainable investments that the financial product partially made and how did the sustainable investment contribute to such objectives?***

Not applicable. The Fund promoted E/S characteristics but did not make any sustainable investments as defined under SFDR.

● ***How did the sustainable investments that the financial product partially made not cause significant harm to any environmental or social sustainable investment objective?***

Not applicable. The Fund promoted E/S characteristics but did not make any sustainable investments as defined under SFDR.

— ***How were the indicators for adverse impacts on sustainability factors taken into account?***

Not applicable. The Fund promoted E/S characteristics but did not make any sustainable investments as defined under SFDR.

— ***Were sustainable investments aligned with the OECD Guidelines for Multinational Enterprises and the UN Guiding Principles on Business and Human Rights? Details:***

Not applicable. The Fund promoted E/S characteristics but did not make any sustainable investments as defined under SFDR.

The EU Taxonomy sets out a “do not significant harm” principle by which Taxonomy-aligned investments should not significantly harm EU Taxonomy objectives and is accompanied by specific Union criteria.

The “do no significant harm” principle applies only to those investments underlying the financial product that take into account the Union criteria for environmentally sustainable economic activities. The investments underlying the remaining portion of this financial product do not take into account the Union criteria for environmentally sustainable economic activities.

Any other sustainable investments must also not significantly harm any environmental or social objectives.

Principal adverse impacts are the most significant negative impacts of investment decisions on sustainability factors relating to environmental, social and employee matters, respect for human rights, anti-corruption and anti-bribery matters.



How did this financial product consider principal adverse impacts on sustainability factors?

The Investment Manager followed HSBC's Responsible Investment Policy which set out the approach taken to identify and respond to principal adverse sustainability impacts and how HSBC considered ESG sustainability risks as these can adversely impact the securities the Fund invested in. HSBC used third party data providers, such as Sustainalytics and MSCI to identify issuers and governments with a poor track record in managing ESG risks and, where potential material risks were identified, HSBC also carried out further ESG due diligence. Sustainability impacts identified by screening were a key consideration in the investment decision-making process.

The Fund considered the following principal adverse impacts (PAI):

PAI 10 - Violations of UNGC principles and OECD Guidelines for Multinational Enterprises

PAI 14 - Share of investment involved in controversial weapons

The approach taken to consider Principal Adverse Impacts meant that, among other things, HSBC scrutinised issuers' commitment to lower-carbon transition, adoption of sound human rights principles and employees' fair treatment, and implementation of rigorous supply chain management practices such as those aiming to alleviate child and forced labour. HSBC also paid attention to the robustness of corporate governance and political structures which included the level of board independence, respect of shareholders' rights, existence and implementation of rigorous anti-corruption and bribery policies, as well as audit trails. Governments' commitment to availability and management of resources (including population trends, human capital, education and health), emerging technologies, government regulations and policies (including climate change, anti-corruption and bribery, political change, political stability and governance) were also taken into account.



What were the top investments of this financial product?

The list includes the investments constituting the **greatest proportion of investments** of the financial product during the reference period which is:

Financial Year ended 30 April 2025

Largest investments	Sector	% Assets	Country
Bank of New York Mellon/The	Bank	5.42%	UNITED STATES
MIZUHO BANK LTD	Financials	4.30%	JAPAN
CHINA CONSTRUCTION BANK CORP	Bank	3.39%	CHINA
ANZ GROUP HOLDINGS LTD	Financials	3.12%	NEW ZEALAND
BANCO SANTANDER SA	Financials	2.90%	SPAIN
CREDIT AGRICOLE CORPORATE INVESTMENT BANK	Bank	2.26%	FRANCE

INDUSTRIAL + COMMERCIAL BANK OF CHINA LTD	Bank	2.26%	CHINA
FIXED INCOME CLEARING CORP	Agency	2.15%	UNITED STATES
STATE STREET CORP	Bank	2.09%	UNITED STATES
CANADIAN IMPERIAL BANK OF COMMERCE	Financials	1.83%	CANADA
ROYAL BANK OF CANADA	Financials	1.61%	CANADA
BANK OF CHINA LIMITED	Financials	1.55%	CHINA
CREDIT AGRICOLE CORPORATE INVESTMENT BANK	Financials	1.45%	FRANCE
AGRICULTURAL BANK OF CHINA LTD	Bank	1.13%	CHINA
SOCIETE GENERALE SA	Financials	1.08%	FRANCE

The Top 15 holdings listed above constitute on average the greatest proportion of investments that the Fund made during the Reference period.

The calculations are based on the largest portfolio holdings at each quarter-end of the Reference period, such that the figures are representative of the Reference period for which they relate to. The percentage of assets disclosed in this periodic disclosure may differ from the data provided in the annual report, primarily due to differences in calculation methodologies.



What was the proportion of sustainability-related investments?

The Fund did not make any commitment to hold sustainable investments. The proportion of sustainable investments evidenced during the Reference period was 0.00% of the net assets of the Fund.

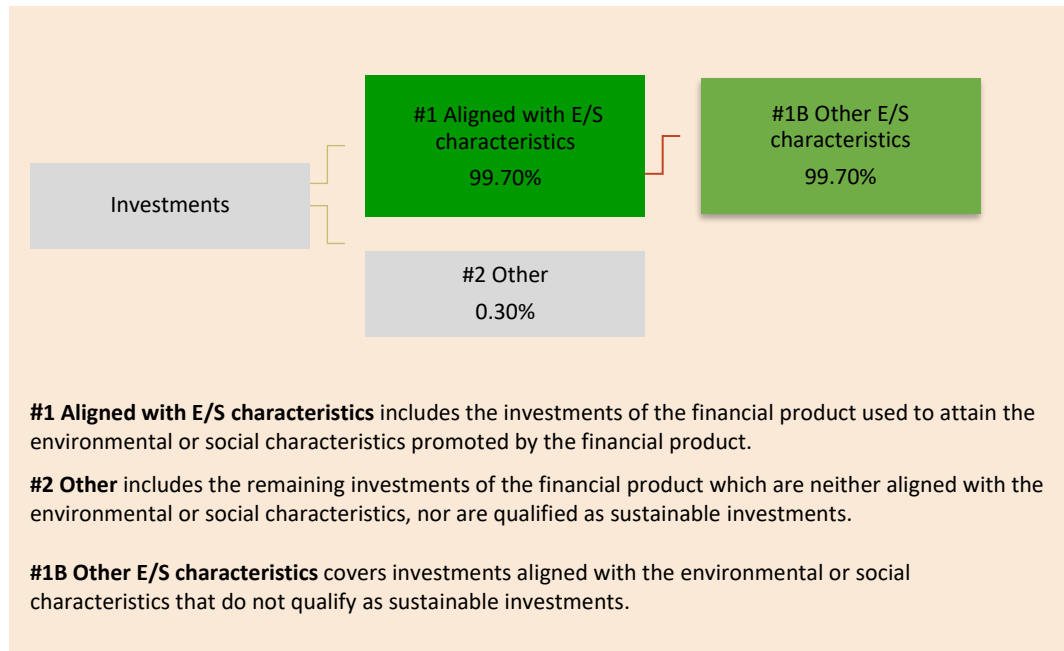
Asset allocation describes the share of investments in specific assets.

What was the asset allocation?

At the end of the Reference period, 99.70% of the Fund's assets were invested in issuers who demonstrated positive environmental and/or social characteristics.

A minimum of 51% of the Fund's investments consisted of short-term securities, instruments and obligations which were of high quality at the time of purchase and were eligible for investment under the Money Market Fund Regulation which were used to meet the

promoted environmental and social characteristics of the investment strategy (#1 Aligned with E/S characteristics). (#2 Other) included cash for liquidity management purposes³.



● *In which economic sectors were the investments made?*

Sector	% assets
Bank	79.9%
Agency	16.5%
Bank - ABCP	2.1%
Corporate	1.1%
Government	0.5%
	100%

Source: HSBC Asset Management - Data as at 30 April 2025

³ The data provided in the graph which follows this section is as at 30 April 2025, since the Fund was reclassified under Article 8 SFDR on 24 April 2024.

To comply with the EU Taxonomy, the criteria for **fossil gas** include limitations on emissions and switching to renewable power or low-carbon fuels by the end of 2035. For **nuclear energy**, the criteria include comprehensive safety and waste management rules.

Enabling activities directly enable other activities to make a substantial contribution to an environmental objective.

Transitional activities are activities for which low-carbon alternatives are not yet available and among others have greenhouse gas emission levels corresponding to the best performance.

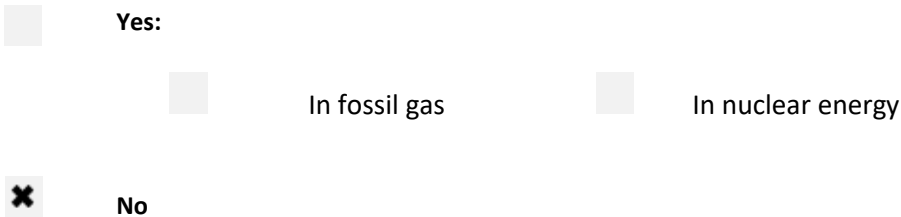


To what extent were the sustainable investments with an environmental objective aligned with the EU Taxonomy?

The Fund has made no commitment to hold sustainable investments with environmental objectives aligned to the EU Taxonomy. The proportion of sustainable investment aligned with EU Taxonomy during the Reference period was 0.00% of the net assets of the Fund.

The below graphs illustrate the extent to which the Fund held sustainable investments with an environmental objective aligned with the EU Taxonomy at the end of the Reference period.

Did the financial product invest in fossil gas and / or nuclear energy related activities complying with the EU Taxonomy¹?




¹ Fossil gas and/or nuclear related activities will only comply with the EU Taxonomy where they contribute to limiting climate change (“climate change mitigation”) and do not significantly harm any EU Taxonomy objective - see explanatory note in the left hand margin. The full criteria for fossil gas and nuclear energy economic activities that comply with the EU Taxonomy are laid down in Commission Delegated Regulation (EU) 2022/1214.

Taxonomy-aligned activities are expressed as a share of:

- **turnover** reflecting the share of revenue from green activities of investee companies.
- **capital expenditure** (CapEx) showing the green investments made by investee companies, e.g. for a transition to a green economy.
- **operational expenditure** (OpEx) reflecting green operational activities of investee companies.

The graphs⁴ below show in green the percentage of investments that were aligned with the EU Taxonomy. As there is no appropriate methodology to determine the taxonomy-alignment of sovereign bonds*, the first graph shows the Taxonomy alignment in relation to all the investments of the financial product including sovereign bonds, while the second graph shows the Taxonomy alignment only in relation to the investments of the financial product other than sovereign bonds.



*For the purpose of these graphs, 'sovereign bonds' consist of all sovereign exposures

● What was the share of investments made in transitional and enabling activities?

The Fund has made no commitment to hold sustainable investments with environmental objectives aligned to the EU Taxonomy – including transitional or enabling activities. At the end of the Reference period, the Fund's share of investments made in transitional and enabling activities was 0.00% of the net assets of the Fund.

● How did the percentage of investments that were aligned with the EU Taxonomy compare with previous reference periods?

Reference period	Taxonomy aligned
30 April 2025	0.00%
30 April 2024	0.00%

⁴ The data provided in these graphs is as at 30 April 2024, since the Fund was reclassified under Article 8 SFDR on 24 April 2024.



What was the share of sustainable investments with an environmental objective not aligned with the EU Taxonomy?

At the end of the Reference period, the Fund's share of sustainable investments with an environmental objective not aligned with the EU Taxonomy was 0.00% of the net assets of the Fund.



What was the share of socially sustainable investments?

At the end of the Reference period, the Fund's share of socially sustainable investments was 0.00% of the net assets of the Fund.



What investments were included under "other", what was their purpose and were there any minimum environmental or social safeguards?

#2 Other includes those financial instruments which are not aligned with the environmental or social characteristics of the Fund and do not qualify as sustainable investments. In some instances, this is due to the non-availability of data and corporate actions. These holdings were still subject to HSBC's full set of exclusions screening and were considered for responsible business practices in accordance with UNGC and OECD principles.

The Fund held 0.30% cash/cash equivalents for the purposes of liquidity management and the redemption and subscription of shares as well as financial derivative instruments for the purposes of efficient portfolio management. Cash/cash equivalents and financial derivatives instruments do not have minimum environmental or social safeguards applied due to the nature of these instruments.



What actions have been taken to meet the environmental and/or social characteristics during the reference period?

The Fund's investment objective is to provide investors with security of capital and daily liquidity together with an investment return which was comparable to normal US Dollar denominated money market interest rates.

During the Reference period, using data from a range of external vendors the Investment Manager determined an ESG score for each issuer in the Investible Universe of the Fund, consisting of E, S and G scores and weighted based on a proprietary model. The Investment Manager then constructed a portfolio that aimed to maintain an ESG score above the median average ESG score of the investible universe, as measured by MSCI IA score.

are sustainable investments with an environmental objective that **do not take into account the criteria** for environmentally sustainable economic activities under Regulation (EU) 2020/852.

The Fund considered responsible business practices in accordance with UNGC principles and OECD Guidelines for Multinational Enterprises during the Reference period. Where instances of potential violations of UNGC principles and OECD Guidelines for Multinational Enterprises were identified, issuers were subject to proprietary ESG due diligence checks to determine their suitability for inclusion in the Fund's portfolio and, if deemed unsuitable, were excluded.

The Fund also excluded investment in issuers carrying out business activities that were deemed harmful to the environment. This meant it did not invest in issuers with specified involvement in the Excluded Activities referenced above.



How did this financial product perform compared to the reference benchmark?

The Fund was not constrained, in reference to the benchmark, and therefore it was not relevant for the purposes of the Fund's E/S characteristics.

- ***How does the reference benchmark differ from a broad market index?***
Not applicable.
- ***How did this financial product perform with regard to the sustainability indicators to determine the alignment of the reference benchmark with the environmental or social characteristics promoted?***
Not applicable.
- ***How did this financial product perform compared with the reference benchmark?***
Not applicable.
- ***How did this financial product perform compared with the broad market index?***
Not applicable.

Version: FINAL

Effective date: 30 April 2025

Date of publication: 31 August 2025

Reference benchmarks are indexes to measure whether the financial product attains the environmental or social characteristics that they promote.